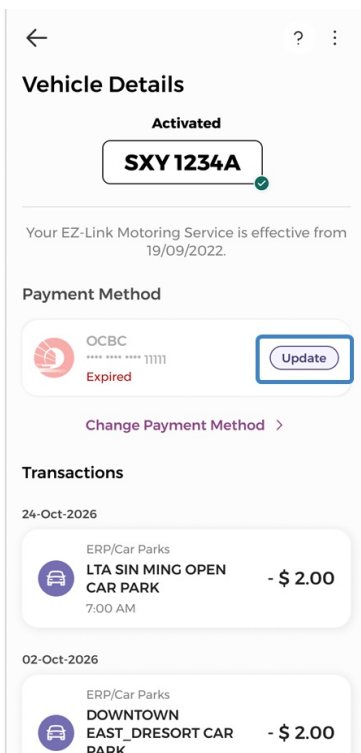


## SimplyGo App User Guide

### Updating expiry date of payment method for EZ-Link Motoring Service

22/05/2026 2:52 pm +08

**Step 1:** Under the "Vehicle Details" page, tap "Update" next to your expired card to update your payment details.



**Step 2:** Tap "Update Expiry Date", select the updated expiry date, then tap "Save".

 OCBC

Card No.  
\*\*\*\* \* 1111

Expiry  
10/26 [Update Expiry Date](#)

Cancel [Save](#)

07	2025
08	2026
09	2027
10	2028
11	2029
12	2030
	2031

And you're done!

← ? :


### Vehicle Details

Activated

**SXY 1234A** ✓

Your EZ-Link Motoring Service is effective from 19/09/2022.


#### Payment Method

 OCBC  
\*\*\*\* \* 7777 ✓  
Available Credits: \$1,000.00

[Change Payment Method >](#)


#### Transactions

24-Oct-2026

ERP/Car Parks  
 LTA SIN MING OPEN CAR PARK - \$ 2.00  
7:00 AM

02-Oct-2026

✓ Successfully updated card expiry date. ✕

 EAST\_DRESORT CAR PARK - \$ 2.00