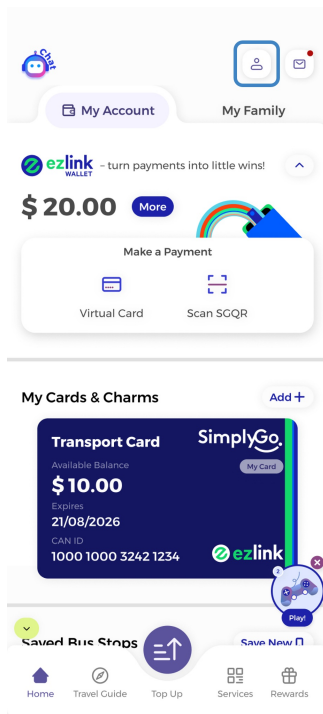


SimplyGo App User Guide

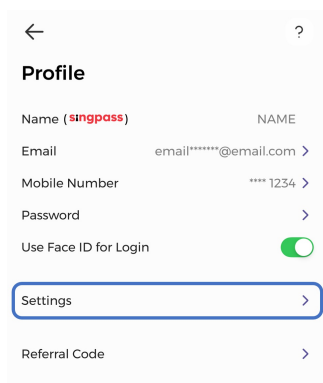
Updating Expiry Date of Payment Method for Auto Top-up

05/02/2026 5:14 pm +08

Step 1: Tap the profile icon



Step 2: Tap "Settings"



Step 3: Tap "Manage Payment Methods"



Settings

Message Controls

Receive Transaction Alerts



Receive Marketing Messages



You will receive the latest promotions and updates on EZ-Link products and services.

Payment

Manage Payment Methods



About Us



Logout




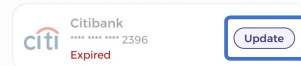
Delete Account

Step 4: Tap "Update"



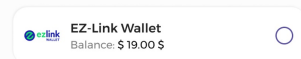
Select Payment Method

Debit/Credit Cards



+ Add New Card

Others



Step 5: Tap "Update Expiry Date" and input the date accordingly before tapping on 'Save'

And you're done!