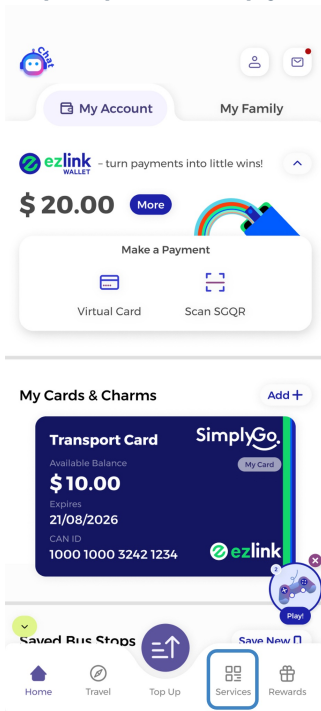


SimplyGo App User Guide

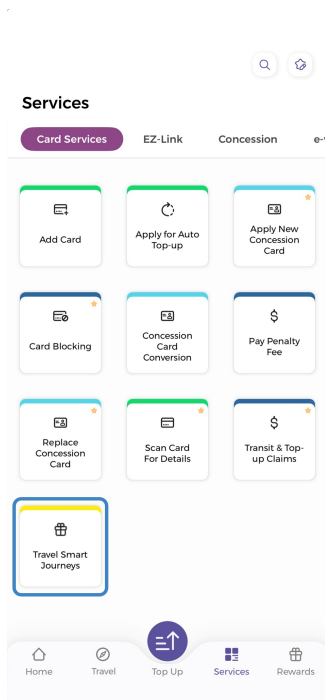
How to sign up for Travel Smart Journeys

19/12/2025 4:02 pm +08

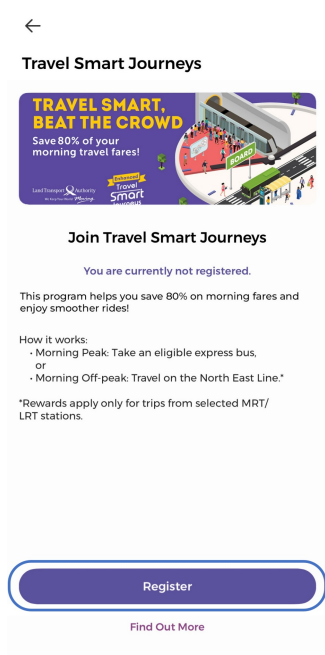
Step 1: Open the SimplyGo app and tap “Services”



Step 2: Navigate to “Card Services”, then select “Travel Smart Journeys”



Step 3: Tap “Register”



Step 4: Select your most frequently used travel card and tap “Sign Up”



Register for TSJ



Registrant Application Details

Name	<input type="text"/>
Email Address	<input type="text" value="@hotmail.com"/>
Mobile Number	<input type="text"/>

Nominate Travel Card

This travel card should be the one used to travel on North-East Line.

▼

Sign Up

And you're done!



TSJ Registration Status



Success! You are now enrolled in the programme!

You can start earning rewards on the next weekday (excluding public holidays) by using your nominated travel card. Points will be credited to your TSJ account within 10 days of each eligible trip.

Go to Dashboard