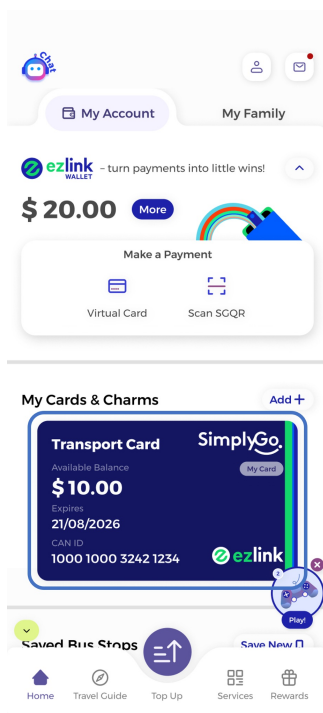


SimplyGo App User Guide

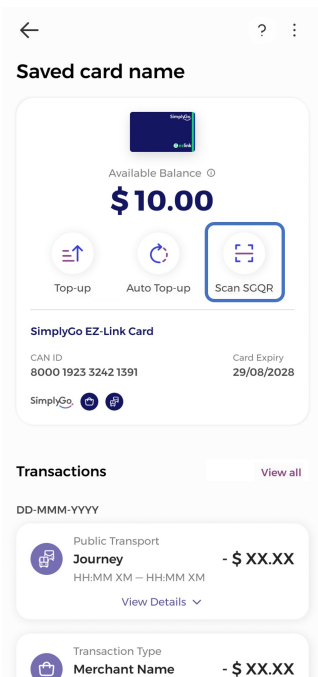
Paying with SGQR code using SimplyGo EZ-Link/Concession cards

08/12/2025 10:25 am +08

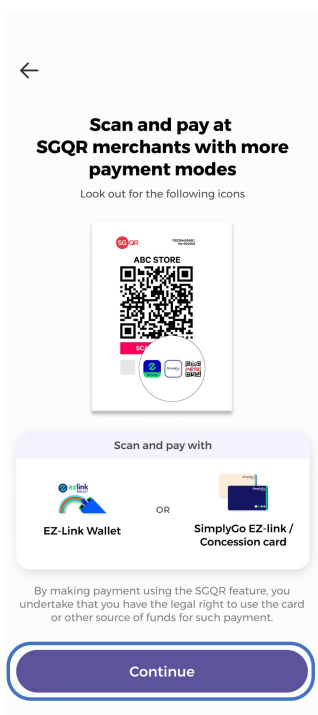
Step 1: Select a SimplyGo EZ-Link/Concession card you wish to use



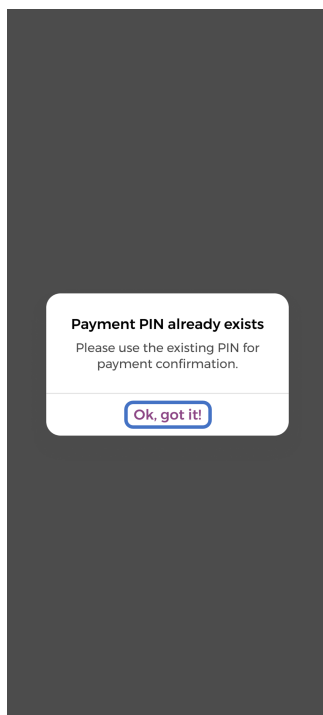
Step 2: Tap "Scan SGQR"




Step 3: Tap "Continue" to proceed



Step 4: Tap "Ok, got it!" if you have already set up a Payment PIN, otherwise, please follow the prompts to set up one



Step 5: Scan the merchant's QR code



Step 6: Enter the amount payable, then tap "Next"

PAY TO

888 WANTON NOODLE

AMOUNT

\$ 5.00

Payment Method

Card Name (1001)
Balance: \$ 10.00

Next

1

2
ABC

3
DEF

4
GHI

5
JKL

6
MNO

7
PQRS

8
TUV

9
WXYZ

.

0

Step 7: Tap "Confirm Payment"

PAY TO

888 WANTON NOODLE

AMOUNT

\$ 5.00

Payment Method

Card Name (1001)
Balance: \$ 10.00

Pay to Store

AMOUNT TO PAY

\$ 5.00

CURRENT BALANCE

\$10.00

Confirm Payment

And you're done!



Payment Successful

AMOUNT PAID

\$ 5.00

PAID TO

888 WANTON NOODLE

Date & Time

25 Sep 2026, 12:55:33 AM



Use Face ID for future payments



Done