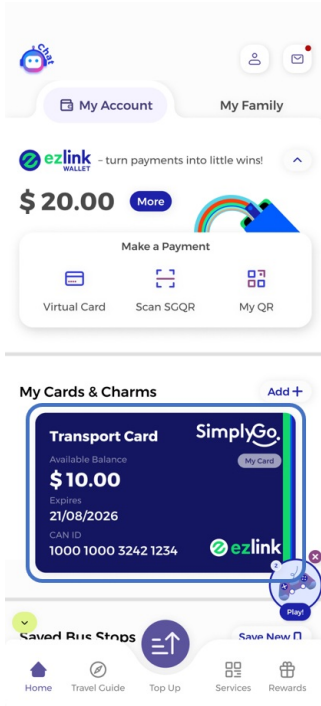


SimplyGo App User Guide

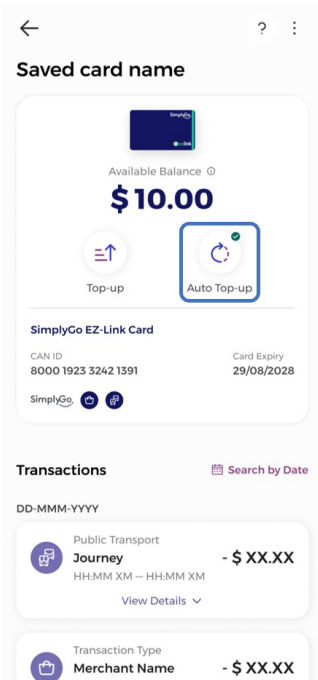
Deactivating Auto Top-up for SimplyGo EZ-Link/Concession cards

12/03/2025 1:07 pm +08

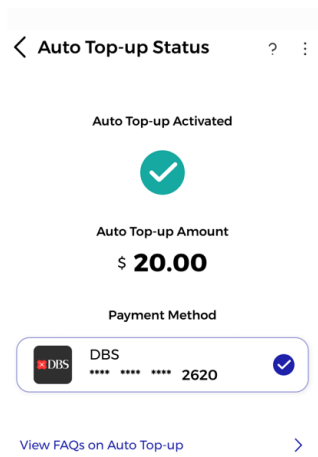
Step 1: Select the card you wish to deactivate Auto Top-up for



Step 2: Tap "Auto Top-up"



Step 3: Tap "Change"



Step 4: Select "Terminate"

< Auto Top-up Status ? ⋮

Auto Top-up Activated



Auto Top-up Amount

\$ **20.00**

Payment Method

 DBS
**** * 2620 

[View FAQs on Auto Top-up](#) >

Terminate

Cancel