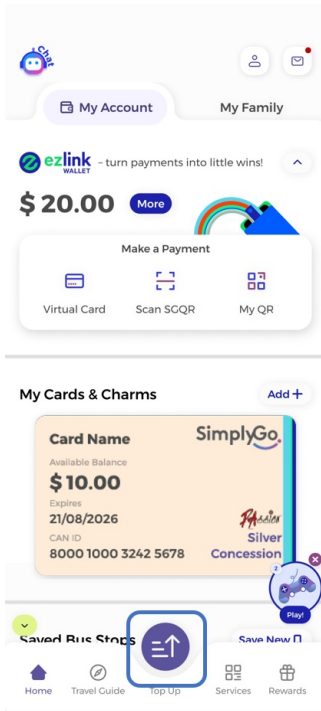


# SimplyGo App User Guide

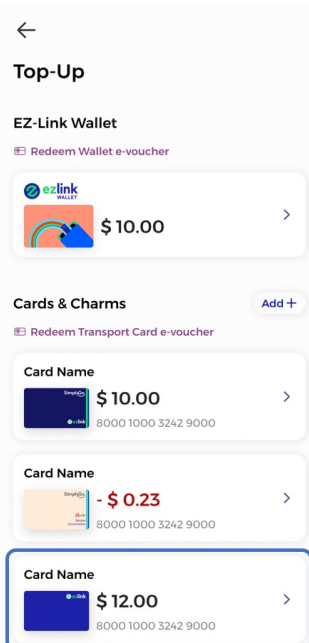
## Topping up your EZ-Link/Concession card

20/02/2025 11:38 am +08

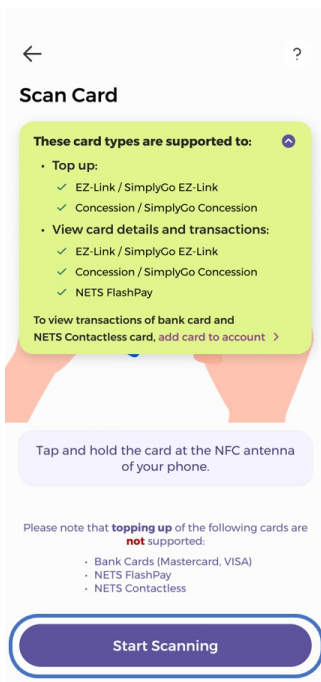
### Step 1: Tap the top-up icon



### Step 2: Tap the card you wish to top up



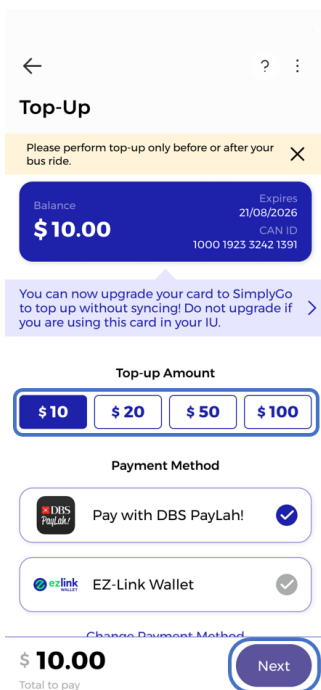
### Step 3: Hold your EZ-Link / Concession card to your phone and tap "Start Scanning"



### Step 4: Select your top-up amount and tap "Next"

You may change your payment method if you want to, before proceeding.

*For Concession Cards*



*For EZ-Link Cards*



### Top-Up

Please perform top-up only before or after your bus ride. ✕

Balance **\$10.00** Expires 21/08/2026  
 CAN ID 1000 1923 3242 1391

You can now upgrade your card to SimplyGo to top up without syncing! Do not upgrade if you are using this card in your IU. >

#### Top-up Amount

**\$10** \$20 \$30 \$50  
 \$100 Others

#### Payment Method

Pay with DBS PayLah!   
 EZ-Link Wallet

#### Change Payment Method

**\$ 10.00** Next  
 Total to pay

### And you're done!

**Top-up Successful**

Current Balance  
**\$ 20.00**

Done