

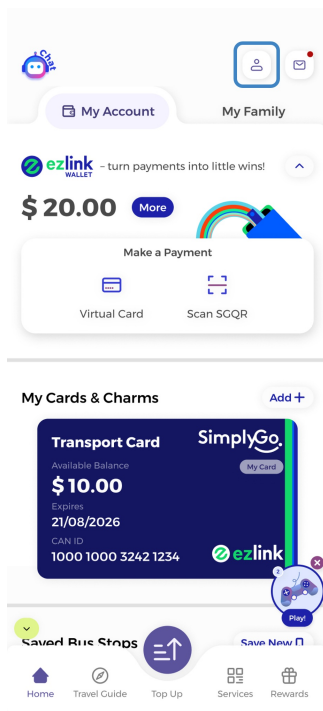
# SimplyGo App User Guide

## Logging out

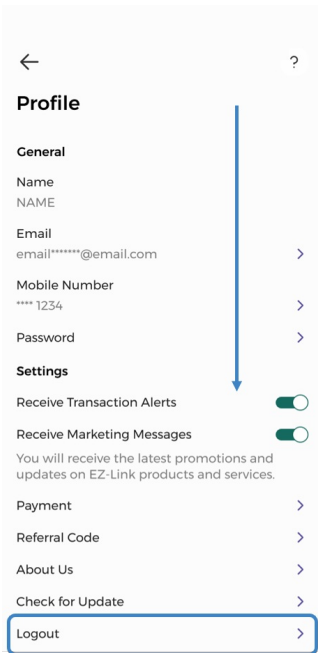
23/04/2025 11:31 am +08

### Andriod

#### Step 1: Tap "Profile"

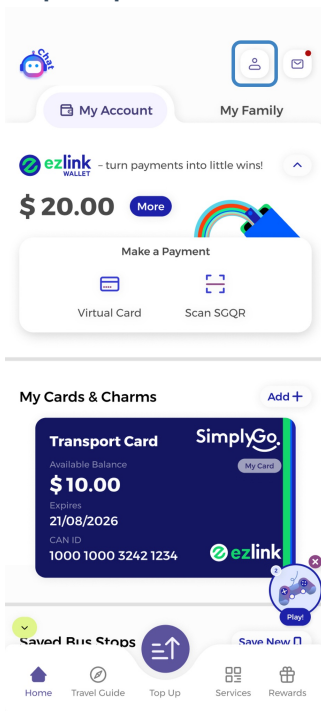


#### Step 2: Scroll down and tap "Logout"



## iOS

### Step 1: Tap "Profile"



### Step 2: Tap "Settings"

Profile

- Name NAME >
- Email email\*\*\*\*\*@email.com >
- Mobile Number \*\*\*\* 1234 >
- Password >
- Use Biometric ID for Login ☒
- Personal Info >
- Settings >
- Referral Code >

Step 3: Tap "Logout"

Settings

- Message Controls
- Receive Transaction Alerts ☒
  - Receive Marketing Messages ☒  
You will receive the latest promotions and updates on EZ-Link products and services.
- Payment
- Manage Payment Methods >
  - Update Payment PIN >
  - Reset Payment PIN >
  - Use Face ID for EZ-Link Wallet Payments ☐
- About Us >
- Logout >

Delete Account