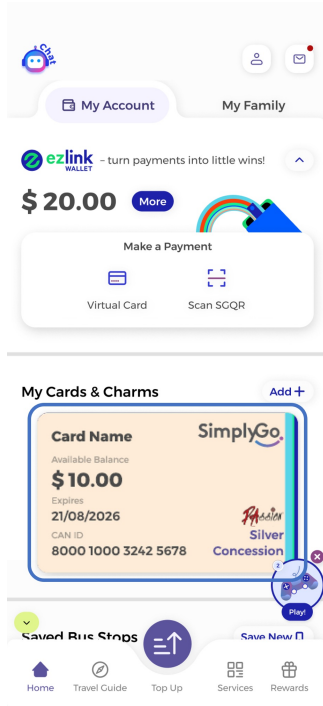


SimplyGo App User Guide

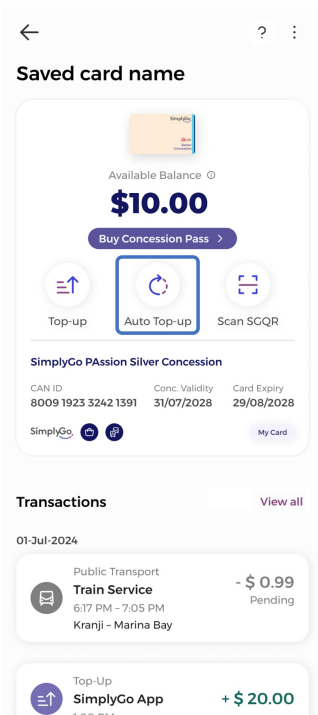
Applying for Auto Top-up of SimplyGo EZ-Link/Concession cards

28/11/2025 7:59 am +08

Step 1: Select the card you wish to apply Auto Top-up (ATU) for

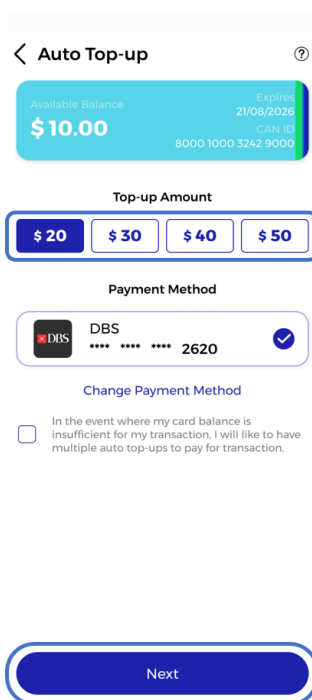


Step 2: Tap "Auto Top-up"



Step 3: Select the ATU amount

You may change your payment method if you want to, before proceeding.



Step 4: An authorisation amount of \$0.50 will be held on your bank card, tap "OK" to proceed

<

Auto Top-up

?

Available Balance

\$10.00

Expires 21/08/2026

CAN ID 8000 1923 3242 1391

Top-up Amount

\$20

\$30

\$40

\$50

Authorization Hold

There will be an authorization hold amount of \$0.50 on your chosen bank card. This is not a charge and will be released within 7 working days.

Cancel

OK

Next

And you're done!

✓

Auto Top-up Activated

The card will be automatically topped up when there is insufficient value for payment.

Done